

CVC WORD WARM-UPS

3 WEEK FREEBIE!

Name: _____

WEEK 1

MONDAY

Directions: Think of the word the image represents. Then, follow the directions to change one sound in the word. Write the new word on the line.

 change /p/ to /m/ mad

 change /t/ to /w/ win

 change /u/ to /a/ tab

 change /t/ to /b/ _____

 change /u/ to /e/ _____

WEDNESDAY

Directions: Use the letters below to form real words based on the word family given.

C B P W L
J H D V M

-at cat
bat
pat
hat

-og _____

-et _____

TUESDAY

Write the word that matches the image.

 rob

 rag

 _____

 _____

 _____

Name: _____

WEEK 1

THURSDAY

Read the word. Draw a circle around the image that represents the word.

nod        

ban      

FRIDAY

Directions: Shade in the boxes with short o words red. Shade in the boxes with short a words blue.

 rob	 gab	 box	map	bat
bad	 max	 cod	mom	bag
vat	 pot	 cat	mat	hot
rod	pop	hog	sad	fax
rot	rad	top	fat	sat

All rights reserved.

Purchase of this unit entitles the purchaser the right to reproduce the pages in limited quantities for single classroom use only.

Duplication for an entire school, an entire school system or commercial purposes is strictly forbidden without written permission from the publisher. Copying any part of this product and placing it on the Internet in any form (even a personal/classroom website) is strictly forbidden and is a violation of the (DMCA): Digital Millennium Copyright Act. These items can be picked up in a google search and then shared worldwide for free.

YOU MAY....

- Make copies of and use this item for personal/ student use in a single classroom.
- Purchase additional licenses at a discounted rate

ILLUSTRATIONS / FONT credit:



YOU MAY NOT....

- Give this item to your friends or colleagues.
- Copy this item for use by others.
- Post this item on any website for download. *(including district and/or personal websites)*
- Post this item for sale, or for free, on any website.

THANK YOU for your purchase!

I appreciate you choosing to use my products within your classroom.

Please remember to **leave feedback** to earn TpT Credits, which can be used toward future purchases.

Also, don't forget to **follow me** on TpT to make sure you don't miss out on my newest products and sales!



If you love this free sample, check out the full version by clicking the image below!

DAILY PHONICS WARM-UPS

CVC WORDS

WEDNESDAY WEEK 1
Directions: Use the letters below to form real words based on the word family given.

C B P W L
J H D V M

-at
cat
bat
pat
hat

-og

-et

THURSDAY
Name: _____
Read the word. Draw a circle around the image that represents the word.

nod
pot
ban
bed

FRIDAY
Directions: Shade in the boxes with short a words red. Shade in the boxes with short o words blue.

rob	gab	box	map	bat
bad	max	dog	mom	bag
vat	pot	cat	mat	hot
rod	pop	hog	sad	
rot	rad			

Name: _____

WEEK 1

MONDAY

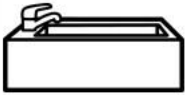
Directions: Think of the word the image represents. Then, follow the directions to change one sound in the word. Write the new word on the line.



change /p/ to /m/ _____



change /f/ to /w/ _____



change /u/ to /a/ _____



change /f/ to /b/ _____



change /u/ to /e/ _____

TUESDAY

Write the word that matches the image.











WEDNESDAY

Directions: Use the letters below to form real words based on the word family given.

C	B	P	W	L
J	H	D	V	M

-at

-og

-et

Name: _____

WEEK 1

THURSDAY

Read the word. Draw a circle around the image that represents the word.

nod



pot



rub



ban



bed



FRIDAY

Directions: Shade in the boxes with short a words red. Shade in the boxes with short o words blue.

rob	gab	box	map	bat
bad	max	cod	mom	bag
vat	pot	cat	mat	hot
rod	pop	hog	sad	fax
rot	rad	top	fat	sat

Name:

WEEK 2

MONDAY

Directions: Each word is hidden in the puzzle. Find and circle the words, then cross them off the list.

A	T	P	Q	J	K	L	Y	U	O	U	C	U	P	P
H	G	I	J	U	W	D	W	J	K	J	I	O	D	L
I	U	T	E	J	Y	E	T	T	M	N	J	N	C	R
K	Y	R	N	N	P	T	R	T	J	N	A	K	I	C
L	B	G	K	P	O	G	R	G	U	T	V	R	H	T
O	R	I	G	U	I	S	P	D	W	W	E	G	U	S
P	W	I	D	W	K	L	L	I	S	P	R	T	T	R
M	D	S	O	B	H	E	F	N	R	A	F	G	A	F
E	T	P	U	R	T	G	R	J	Y	N	H	S	U	E
B	U	G	J	C	R	S	W	P	O	R	E	W	C	J

yet

gut

leg

rig

cup

hut

pan

pit

bug

sob

TUESDAY

Directions: Make the sentence correct by selecting one of the words from the parenthesis at the end of the sentence and writing it on the blank.

- 1) The van hit a cab in the _____. (pan, jog, fog)
- 2) She can _____ on the bed. (mat, sit, lot)
- 3) If Dan can _____ a lot, he can get fit. (cut, jog, sun)
- 4) A man sat in a _____. (bug, hut, tab)
- 5) Can you hit it with the _____? (bat, bag, bet)

WEDNESDAY

Directions: Think of the word the image represents. Then, shade in the correct circles to build the word. Finally, write the word.



B I O
H T G



C D O
A U T



R A M
T I L



P T E
M X U



J M G
A O P

THURSDAY

Directions: Write five real words that end with the given pattern.

-at

FRIDAY

Directions: Think of the word the image represents. Then, follow the directions to change one sound in the word. Write the new word on the line.



change /a/ to /u/ _____



change /r/ to /b/ _____



change /c/ to /s/ _____



change /b/ to /g/ _____



change /m/ to /c/ _____

Name: _____

WEEK 3

MONDAY

Directions: Use the letters below to form real words based on the word family given.

B R V M P
K D L S T

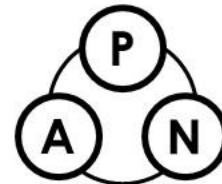
-id


-ug

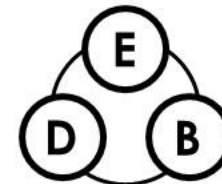
-et

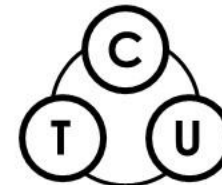
TUESDAY

Directions: Make real words by picking a starting letter in each wheel. Then, move around the wheel in either direction. Write the word you built on the line.











WEDNESDAY

Directions: Unscramble the letters to form a real word.

p n a _____

t e s _____

o x b _____

s u g _____

s p a _____

g t u _____

t e w _____

b o l _____

n i b _____

a t b _____

THURSDAY

Directions: Think of the word the image represents. Then, follow the directions to change one sound in the word. Write the new word on the line.



change
/d/ to /p/ _____



change
/u/ to /a/ _____



change
/n/ to /t/ _____



change
/m/ to /f/ _____



change
/j/ to /p/ _____

FRIDAY

Read the word. Draw a circle around the image that represents the word.

pup




jet




win



hem




ban



MONDAY

Directions: Think of the word the image represents. Then, follow the directions to change one sound in the word. Write the new word on the line.

 change /p/ to /m/ mad

 change /i/ to /w/ win

 change /u/ to /a/ tab

 change /l/ to /b/ box

 change /u/ to /e/ gem

WEDNESDAY


Directions: Use the letters below to form real words based on the word family given.


C B P W L
J H D V M


-at cat
bat
pat
hat
vat


TUESDAY


Write the word that matches the image.

 rob

 rag

 gem

 dip







 tug





-og log
jog
hog
dog

-et bet
pet
wet
let
jet

THURSDAY

Read the word. Draw a circle around the image that represents the word.

nod      

ban    

FRIDAY

Directions: Shade in the boxes with short a words red. Shade in the boxes with short o words blue.

rob	gab	box	map	bat
bad	max	cod	mom	bag
vat	pot	cat	mat	hot
rod	pop	hog	said	fax
rol	rad	top	fat	sat

MONDAY

Directions: Each word is hidden in the puzzle. Find and circle the words, then cross them off the list.

A	T	P	Q	J	K	L	Y	U	O	U	C	U	P	P
H	G	I	J	U	W	D	W	J	K	J	I	O	D	L
I	U	T	E	J	Y	E	T	M	N	J	N	C	R	
K	Y	R	N	N	P	T	R	T	J	N	A	K	I	C
L	B	G	K	P	O	G	R	G	U	T	V	R	H	T
O	R	I	G	U	I	S	P	D	W	W	E	G	U	S
P	W	I	D	W	K	L	L	I	S	P	R	T	I	R
M	D	S	O	B	H	E	F	N	R	A	F	G	A	F
E	T	P	U	R	T	G	R	J	Y	N	H	S	U	E
B	U	G	J	C	R	S	W	P	O	R	E	W	C	J

yet
gut
leg
rig
cup
hut
pan
pit
bug
sob




TUESDAY




Directions: Make the sentence correct by selecting one of the words from the parenthesis at the end of the sentence and writing it on the blank.




- The van hit a cab in the fog. (pan, jog, fog)
- She can sit on the bed. (mat, sit, lot)
- If Dan can jog a lot, he can get fit. (cut, jog, sun)
- A man sat in a hut. (bug, hut, tab)
- Can you hit it with the bat? (bat, bag, bet)




WEDNESDAY




Directions: Think of the word the image represents. Then, shade in the correct circles to build the word.

   hot

   cut

   ram

   tux

   jog


THURSDAY


Directions: Write five real words that end with the given pattern.


-at
sat
bat
fat
hat
rat


FRIDAY


Directions: Think of the word the image represents. Then, follow the directions to change one sound in the word. Write the new word on the line.

 change /a/ to /u/ fun

 change /f/ to /b/ bug

 change /c/ to /s/ sob

 change /b/ to /g/ rig

 change /m/ to /c/ can

Name:

WEEK 3

MONDAY

Directions: Use the letters below to form real words based on the word family given.

B	R	V	M	P
K	D	L	S	T

-id	bid
	rod
	lid
	did
	kid
-ug	bug
	rug
	mug
	dug
	tug
-et	bet
	vet
	met
	pet
	set

TUESDAY

Directions: Make real words by picking a starting letter in each wheel. Then, move around the wheel in either direction. Write the word you built on the line.

pan/nap

cog

Deb/bed

cut

sip

Name:

WEEK 3

WEDNESDAY

Directions: Unscramble the letters to form a real word.

p n a	nap/pan
t e s	set
o x b	box
s u g	Gus
s p a	sap
g t u	tug/gut
t e w	wet
b o l	lob
n i b	bin
a t b	bat/tab

THURSDAY

Directions: Think of the word the image represents. Then, follow the directions to change one sound in the word. Write the new word on the line.

	change /d/ to /p/	pot
	change /u/ to /a/	cap
	change /n/ to /t/	cat
	change /m/ to /f/	fix
	change /j/ to /p/	pet

FRIDAY

Read the word. Draw a circle around the image that represents the word.

pup 	(circled)	jet 	(circled)	win 	
hem 		ban 	(circled)		